

CONCEALED DOOR CLOSER

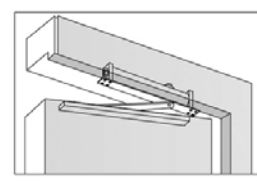
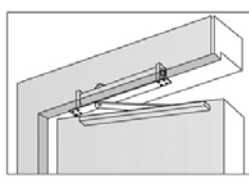
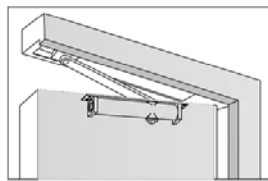
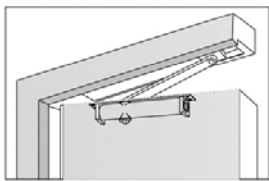
F6200 SERIES



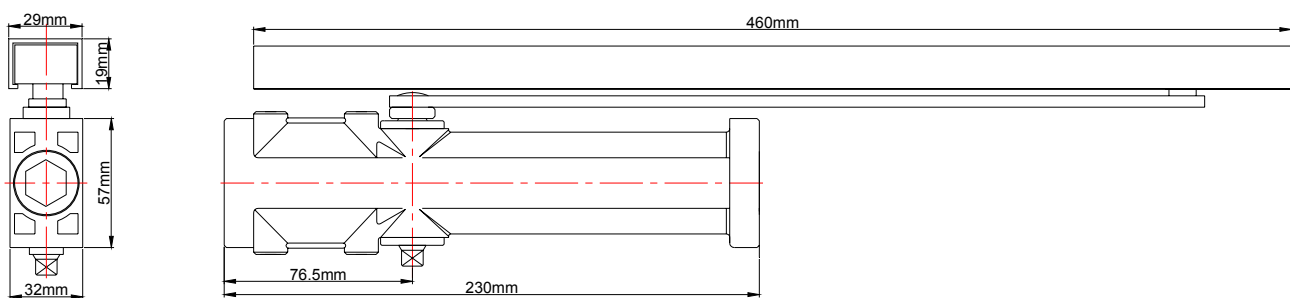
STANDARD FEATURES

- Cast Aluminum body
- Closing force size 2 or Size 3
- Non handed
- Standard closing and latching
- Standard hold open function
- Standard and transom mounting
- Finish: silver; others upon the request

OPTIONAL FEATURES



TECHNICAL DIMENSIONS.



SELECTION CHART

Art No.	Closing force	Door Mass	Max Door Width	Remarks
F6203G	Size 3	45-65 Kg	950 mm	