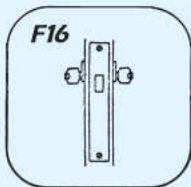





ANSI



DEAD LOCK—DOUBLE CYLINDER

Model No.: M 1416

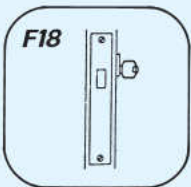
- * Dead bolt projected or retracted by key from either side



DEAD LOCK—CYLINDER & THUMBTURN

Model No.: M 1417

- * Dead bolt projected or retracted by key outside or thumbturn inside



DEAD LOCK—SINGLE CYLINDER

Model No.: M 1418

- * Dead bolt projected or retracted by key from outside
- * No trim on opposite side



CLASSROOM DEAD LOCK

Model No.: M 1429

- * Dead bolt projected or retracted by key from outside
- * Inside thumbturn cylinder retracts dead bolt but cannot project it

(Original listed model no.: M1463)