
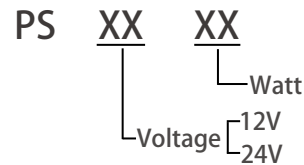


POWER SUPPLIES - PS SERIES 35W / 60W




▼ ORDERING INFORMATION



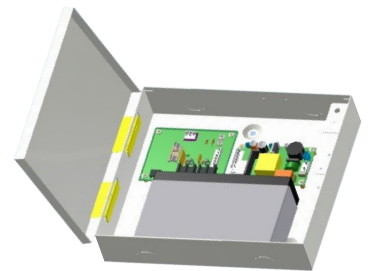
- PS1235 : 12V35W
- PS2435 : 24V35W
- PS1260 : 12V60W
- PS2460 : 24V60W

▼ FEATURES

- Universal AC input / Full range
- Protections : Short circuit / Overload / Over voltage
- Battery low protection / Battery reverse polarity protection by fuse
- Alarm signal for AC OK and Battery low
- UPS function



• 320L*260W*77H mm



• 231L*230W*77H mm

Specification / Model		PS1235	PS2435	PS1260	PS2460
Output	DC voltage	13.8V	27.6V	13.8V	27.6V
	Voltage range	12~15V	24~29V	12~15V	24~29V
	Current range	0~2.6A@ No charge current	0~1.3A@ No charge current	0~4.3A@ No charge current	0~2.15A@ No charge current
	Battery charge voltage	0.9A (Max)	0.45A (Max)	1.5A (Max)	0.75A (Max)
	Rated power	35W	35W	60W	60W
Input	Voltage range	90~260V			
	Frequency range	47~63Hz			
Protection	Overcurrent	YES			
	Overvoltage	YES			
	Overload	105%~ 150% Rated output power			
	Battery cut off	<10.5V±0.5V	<21V±1V	<10.5V±0.5V	<21V±1V
Lights	AC OK	YES			
	Low Battery	<11V	<22V	<11V	<22V
Exterior	Dimension	231L*230W*77H mm	320L*260W*77H mm	231L*230W*77H mm	320L*260W*77H mm
Environment	Temperature	-10~50° C	Humidity : 20%~90%		non-condensing